

CITIZENS' GUIDE TO LOCAL UNIT FINANCES VILLAGE OF UNIONVILLE

[Date Input Page](#)

2004

2006

2008

2010

Stmt. Of Rev & Exp - All governmental funds

Revenue

Taxes	105,333	113,362	143,578	128,984
Licenses & permits	-	-	-	-
from Federal Govt.	-	-	-	-
from State Govt.	133,615	207,771	113,945	101,587
Local contributions	-	-	-	-
Charges for services	-	-	34,732	36,034
Fines & forfeitures	-	-	-	24
Interest & rent	-	-	-	5,939
Other revenue	53,373	56,512	30,470	12,190
total revenue	<u>292,321</u>	<u>377,645</u>	<u>322,725</u>	<u>284,758</u>

Expenditures

General government	66,780	75,733	85,648	79,303
Police & fire	44,128	42,409	42,747	36,414
Other public safety	-	-	-	-
Roads	70,364	81,707	95,664	56,044
Other public works	40,445	47,351	64,235	100,158
Health & welfare	-	-	-	-
Community & economic development	-	-	-	-
Recreation & culture	27,578	184,193	10,222	6,682
Capital outlay	-	-	-	5,335
Debt service	-	-	-	-
Unallocated fringes & insurance	20,243	15,158	18,232	
Net Interfund transfers				
Extraordinary/ Special items				
total expenditures	<u>269,538</u>	<u>446,551</u>	<u>316,748</u>	<u>283,936</u>
Surplus (shortfall)	<u>22,783</u>	<u>(68,906)</u>	<u>5,977</u>	<u>822</u>

Please "hide" any rows that are not being used.

Financial position - All governmental funds

"Hide" unused rows

Undesignated fund balance	108,567	115,184	89,569	81,059
Designated	202,440	271,586	237,233	288,572
Reserved	57,897	54,005	170,699	133,701
Total fund balance	<u>368,904</u>	<u>440,775</u>	<u>497,501</u>	<u>503,332</u>

Date Input Page

	<u>2004</u>	<u>2006</u>	<u>2008</u>	<u>2010</u>
--	-------------	-------------	-------------	-------------

Calculated - Unreserved fund balance	311,007	386,770	326,802	369,631
--------------------------------------	---------	---------	---------	---------

Liabilities not counted on a modified-accrual basis:

Pensions

Date of actuarial valuation:	<u>12/31/2005</u>	<u>12/31/2006</u>	<u>12/31/2007</u>	<u>12/31/2008</u>
Assets	-	-	-	-
Actuarial Liability	-	-	-	-
Unfunded (Overfunded)	-	-	-	-
Percent funded				

OPEB

Date of actuarial valuation:	<u>12/31/2005</u>	<u>12/31/2006</u>	<u>12/31/2007</u>	<u>12/31/2008</u>
Assets	-	-	-	-
Actuarial Liability	-	-	-	-
Unfunded	-	-	-	-
Percent funded				

Sum of all pension & OPEB plans

Assets	-	-	-	-
Actuarial Liability	-	-	-	-
Unfunded	-	-	-	-
Percent funded				

Debt:

Bonds & contracts payable	875,000	811,000	747,000	681,000
Capital leases	-	-	-	-
Other contractual debt	-	-	-	-
Structured debt	875,000	811,000	747,000	681,000
Employee compensated absences	7,068	7,068	4,564	4,564
Landfill closure & postclosure care	-	-	-	-
Uninsured losses	-	-	-	-
Other claims & contingencies				
Total long term debt (excl. pension & R	882,068	818,068	751,564	685,564

Population information

	605	605	605	508
--	-----	-----	-----	-----

CITIZENS' GUIDE TO LOCAL UNIT FINANCES VILLAGE OF UNIONVILLE

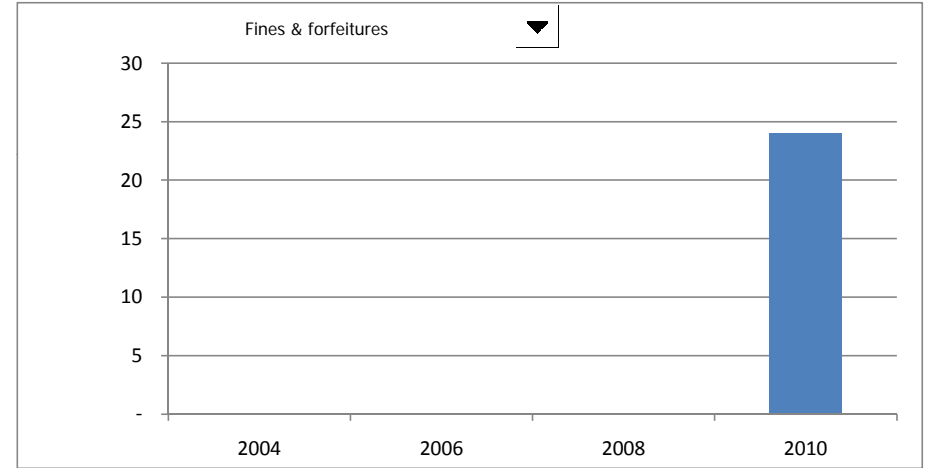
1. Where our money comes from (all governmental funds)

2. Compared to the prior year

	<u>2010</u>	<u>2010</u>	<u>% change</u>
Taxes	\$ 128,984	\$ 804	-99%
Licenses & permits	-	75	n/a
from Federal Govt.	-	216	n/a
from State Govt.	101,587	69	-100%
Local contributions	-	56	n/a
Charges for services	36,034	23	-100%
Fines & forfeitures	24	6	(1)
Interest & rent	5,939	1	(1)
Other revenue	<u>12,190</u>	<u>2</u>	-100%
Total	<u>\$ 284,758</u>	<u>\$ 1,252</u>	-100%

3. Revenue sources per capita - compared to the prior year

4. Historical trends of individual sources



Commentary:

CITIZENS' GUIDE TO LOCAL UNIT FINANCES VILLAGE OF UNIONVILLE

EXPENDITURES

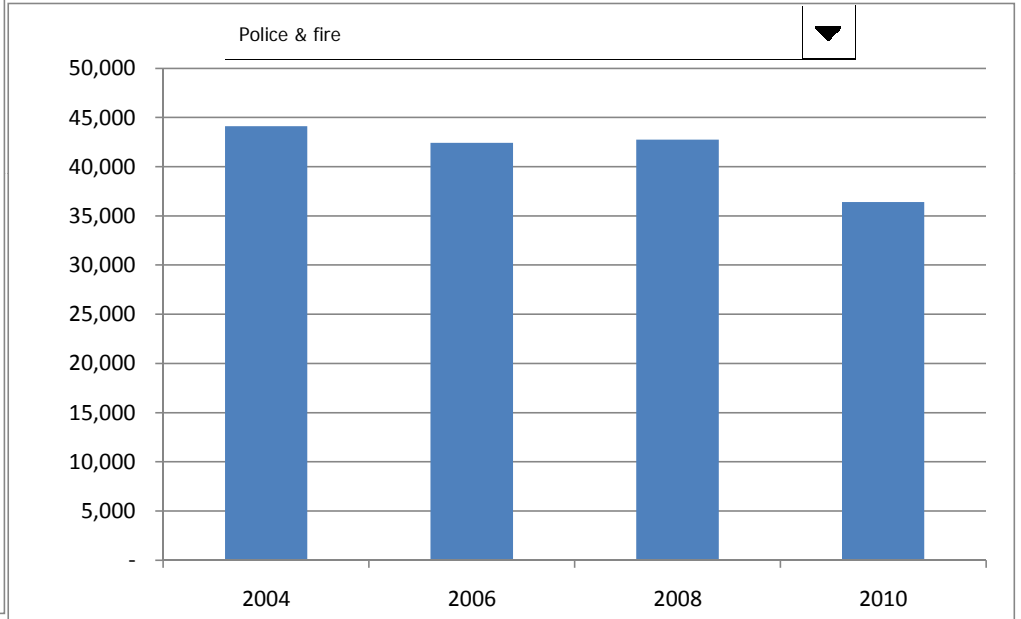
1. Where we spend our money (all governmental funds)

2. Compared to the prior year

	<u>2010</u>	<u>2010</u>	<u>% change</u>
General government	\$ 79,303	\$ 136	-100%
Police & fire	36,414	798	-98%
Other public safety	-	34	n/a
Roads	56,044	245	-100%
Other public works	100,158	15	-100%
Health & welfare	-	8	n/a
Community & economic develop	-	50	n/a
Recreation & culture	6,682	44	-99%
Capital outlay	5,335	38	-99%
Debt service	-	31	n/a
Interfund transfers (net)	-	-	n/a
total expenditures	<u>\$ 283,936</u>	<u>\$ 1,399</u>	-100%

3. Spending per capita - compared to the prior year

4. Historical trends of individual departments:

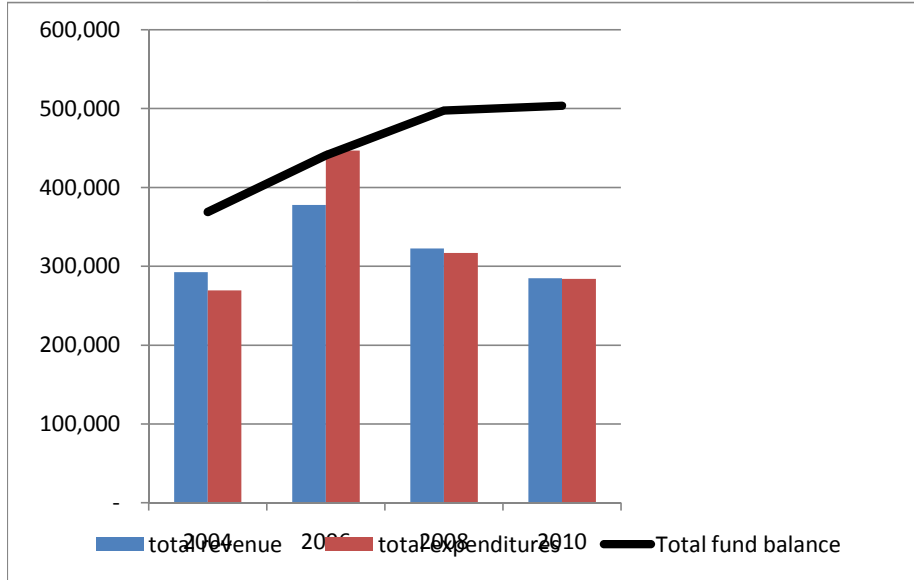


Commentary:

CITIZENS' GUIDE TO LOCAL UNIT FINANCES VILLAGE OF UNIONVILLE

FINANCIAL POSITION


1. How have we managed our governmental fund resources (fund balance)?



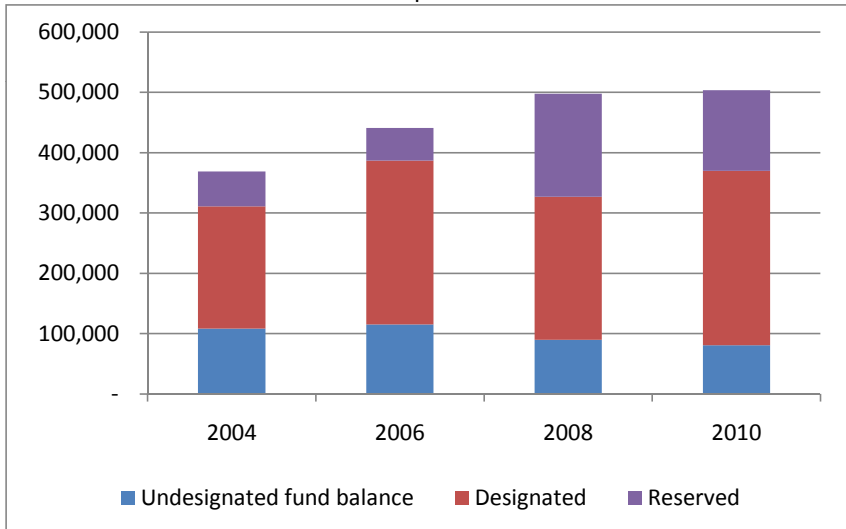
2. Compared to the prior year

	2010	2010	% change
Revenue	284,758	1,252	-100%
Expenditures	283,936	1,399	-100%
Surplus (shortfall)	822	(147)	-118%
Fund balance, by component:			
Reserved	133,701	119	-100%
Designated	288,572	12	-100%
Undesignated	81,059	54	-100%
total fund balance	503,332	185	-100%

3. Fund balance per capita - compared to the prior year



4. Historical trends of individual components

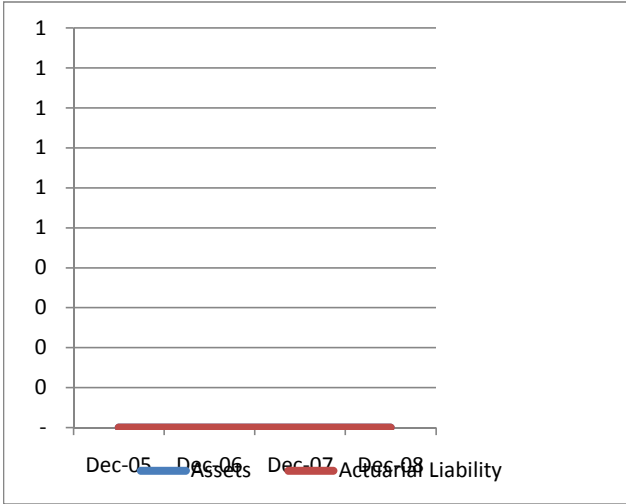


Commentary:

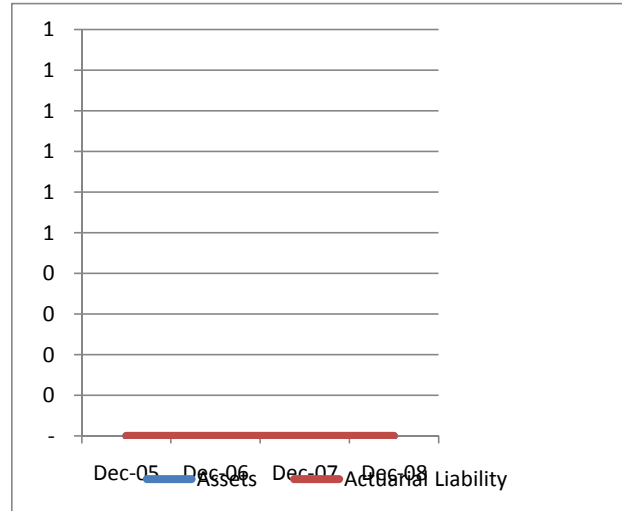
CITIZENS' GUIDE TO LOCAL UNIT FINANCES VILLAGE OF UNIONVILLE

OTHER LONG TERM OBLIGATIONS

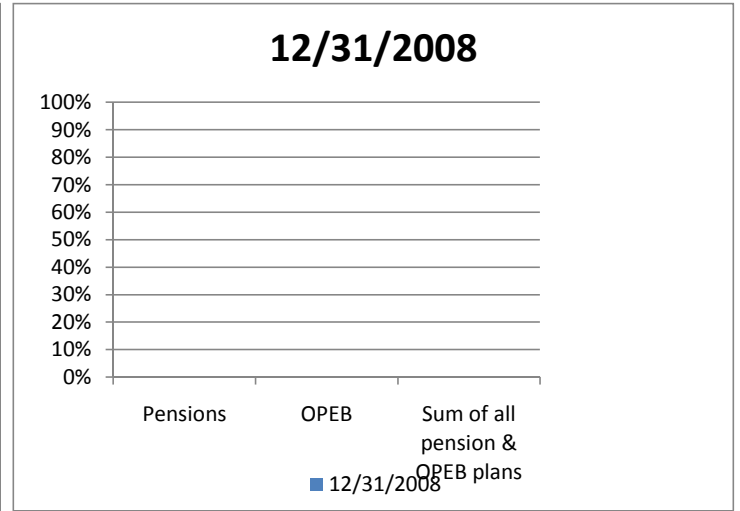
1. Pension funding status



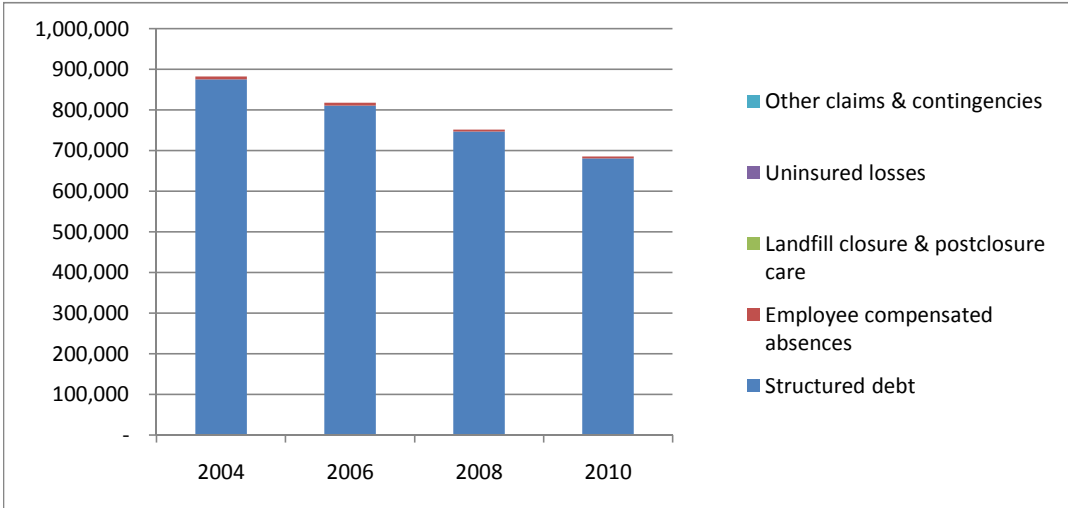
2. Retiree Health care funding status




3. Percent funded - compared to the prior year



4. Long Term Debt obligations:



5. Debt & other long term obligations per capita - compared to the prior year



Commentary: